

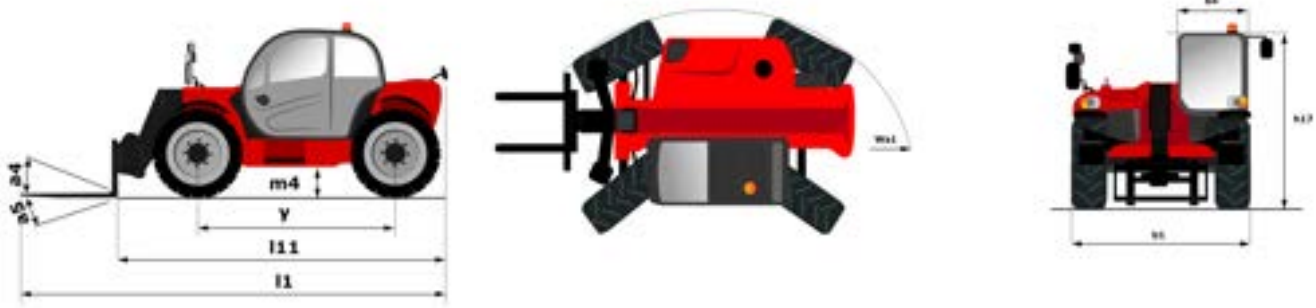
Technical sheet :

MT 1135 HA EASY ST5



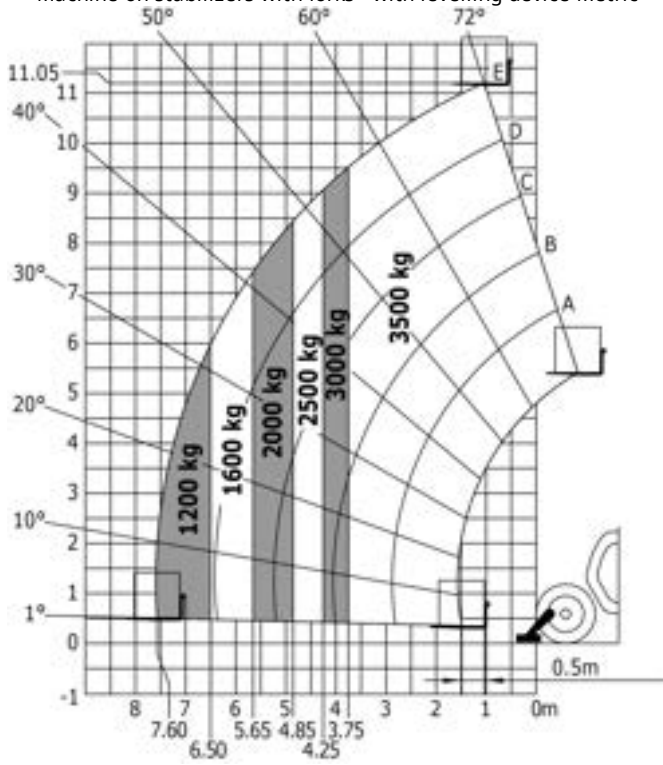
Capacities		Metric
Max. capacity	Q	3500 kg
Max. lifting height	h3	11.05 m
Max. Reach	l4	7.75 m
Breakout force with bucket		6400 daN
Weight and dimensions		
Overall length to carriage	l11	5.37 m
Overall width	b1	2.28 m
Overall height	h17	2.42 m
Wheelbase	y	2.88 m
Ground clearance	m4	0.41 m
Overall cab width	b4	0.88 m
Tilt-up angle	a4	16 °
Tilt-down angle	a5	114 °
External turning radius (over tyres)	Wa1	3.65 m
Unladen weight (with forks)		8915 kg
Tyres type		Pneumatic
Standard tyres		Alliance 400/80 - 24 - 162A8
Forks length / width / section	l / e / s	1200 mm x 125 mm / 45 mm
Performances		
Lifting		8.5 s
Lowering		7 s
Extension		13 s
Retraction		9 s
Crowd		3 s
Dump		3 s
Engine		
Engine brand		Deutz
Engine norm		Stage 5 / Tier IV Final
Engine model		TD 3,6 L
Number of cylinders / Capacity of cylinders		4 - 3621 cm³
I.C. Engine power rating - Power (kW)		75 Hp / 55.4 kW
Max. torque / Engine rotation		330 Nm/m @ 1600 rpm
Drawbar pull (Laden)		8000 daN
Transmission		
Transmission type		Hydrostatic
Number of gears (forward / reverse)		3 / 2
Max. travel speed		24.9 km/h
Parking brake		Automatic parking brake
Service brake		Oil-Immersed multi-discs braking on front axles
Hydraulics		
Hydraulic pump type		Gear pump
Hydraulic flow / Pressure		125 l/min / 270 Bar
Tank capacities		
Engine oil		10 l
Hydraulic oil		140 l
Fuel tank		120 l
Noise and vibration		
Noise at driving position (LpA)		78 dB(A)
Noise to environment (LwA)		103 dB(A)
Vibration on hands/arms		< 2.5 m/s
Compatible platform		
Platform capacity	Q	1000 kg
Number of people (inside)		3
Platform dimensions (length x width)	lp / ep	2000 m x 1200 m
Platform weight*		1150 kg
Miscellaneous		
Steering wheels (front / rear)		2 / 2
Drive wheels (front / rear)		2 / 2
Safety / Safety cab homologation		Standard EN 15000 / Cab ROPS - FOPS Level 2
Controls		JSM
Additional information		Data indicated with basket basket, except max. capacity, lifting height and offset.

Dimensional drawing

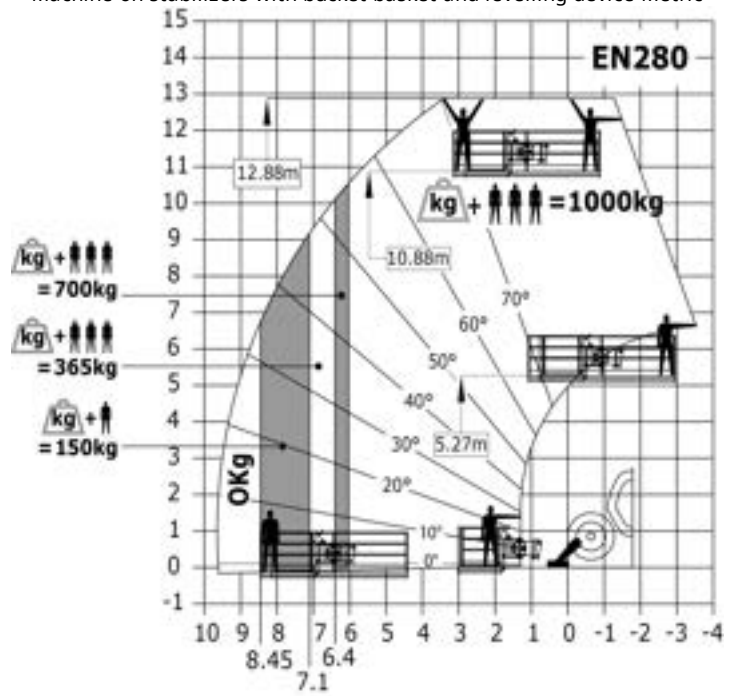


Load chart

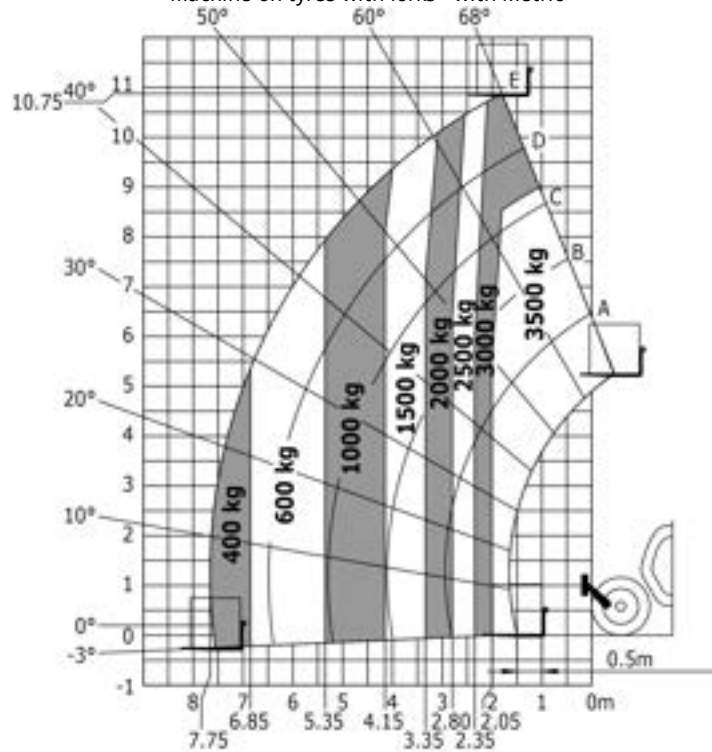
Machine on stabilizers with forks - with levelling device Metric



Machine on stabilizers with bucket basket and levelling device Metric



Machine on tyres with forks - with Metric





Siège Social
430 rue de l'Aubinière - 44150 Ancenis Cedex - France
Tel: +33(0)2 40 09 10 11 - Fax: +33 (0)2 40 09 10 97
www.manitou.com



This brochure describes versions and configuration options for Manitou products which may be fitted with different equipment. The equipment described in this brochure may be standard, optional or not available depending on version. Manitou reserves the right to change the specifications shown and described at any time and without prior warning. The manufacturer is not liable for the specifications given. For more information, contact your Manitou dealer. Non-contractual document. Product descriptions may differ from actual products. List of specifications is not comprehensive. The logos and visual identity of the company are the property of Manitou and may not be used without authorisation. All rights reserved. The photos and diagrams contained in this brochure are provided for information only.

MANITOU BF SA - Limited company with board of directors - Share capital: 39,668,399 euros - 857 802 508
RCS Nantes